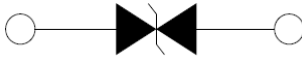



AK6 Series Transient Voltage Suppressor



Features

- Ideal for automated placement
- High surge current capability
- Meets MSL level 1, per J-STD-020, LF maximum peak of 260 °C
- Bi-directional TVS
- Glass passivated junction
- Excellent Clamping Capability
- Low Slope Resistance

Typical Applications

- High power DC bus protection

Mechanical Data

- **Package:** AK
Molding compound meets UL 94 V-0 flammability rating, RoHS-compliant
- **Terminals:** Tin plated leads, solderable per J-STD-002 and JESD22-B102

■ Maximum Ratings (T_a=25°C Unless otherwise specified)

PARAMETER	SYMBOL	UNIT	VALUE
Peak pulse current rating per 8/20μs@105°C IEC 61000-4-5	I _{pp}	A	6000
Storage temperature	T _{stg}	°C	-55 ~+150
Junction temperature	T _j	°C	-55 ~+150

■ Electrical Characteristics (T_A=25°C unless otherwise noted)

Part Number	Breakdown Voltage VBR@IT			Maximum Reverse Leakage I _R @V _{RWM} (μA)	Working Peak Reverse Voltage V _{RWM} (V)	Maximum Clamping Voltage V _c @ I _{pp} (V)	Surge Current @8/20us (KA)	Marking
	Min (V)	Max (V)	I _T (mA)					
AK6-058C	64	70	10	20	58	110	6	AK6058C
AK6-066C	70	80	10	20	66	125	6	AK6066C
AK6-076C	83	95	10	20	76	135	6	AK6076C
AK6-170C	180	220	10	20	170	260	6	AK6170C
AK6-190C	200	245	10	20	190	290	6	AK6190C
AK6-240C	250	285	10	20	240	340	6	AK6240C
AK6-380C	401	443	10	20	380	520	6	AK6380C
AK6-430C	440	490	10	20	430	625	6	AK6430C

■ Performance Graphs

FIG.1 V-I Characteristic

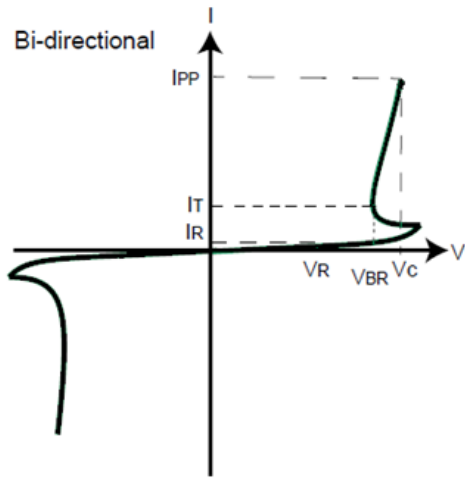


FIG.2 Pulse Derating Curve

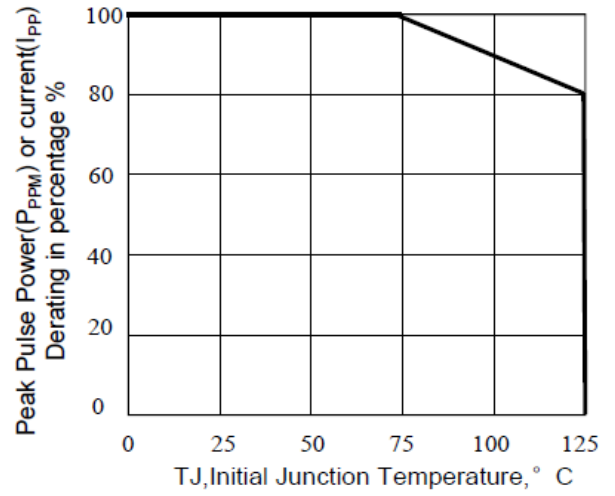


FIG.3 Current 8/20us Waveform per IEC 6100-4-5

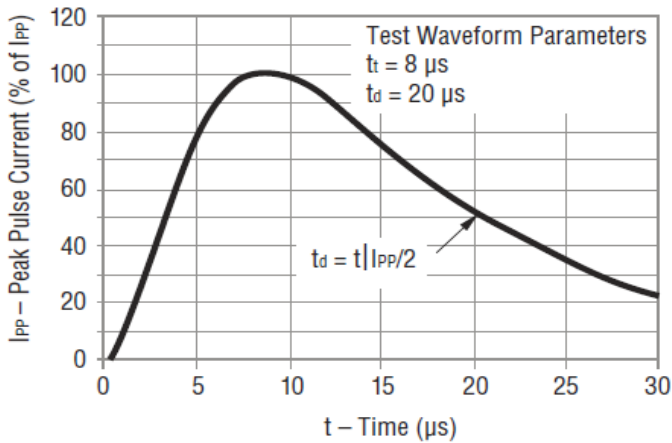
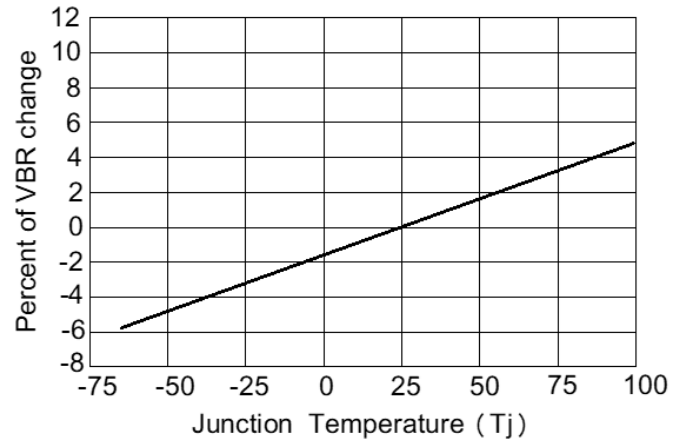


FIG.4: Typical VBR vs. junction temperature

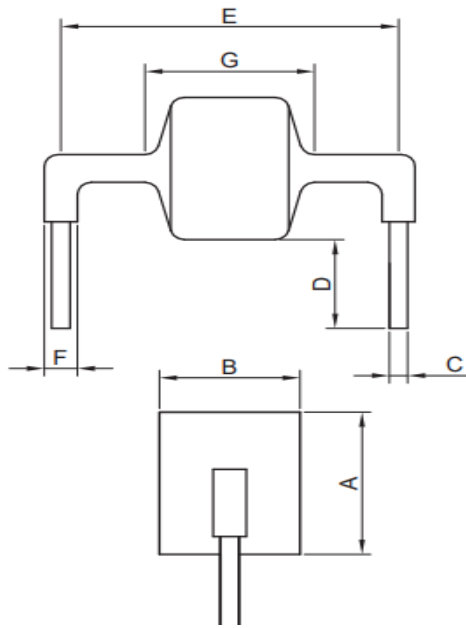


■ Ordering Information(Example)

PREFERRED P/N	PACKAGE CODE	MINIMUM PACKAGE(pcs)	INNER BOX QUANTITY(pcs)	DELIVERY MODE
AK6 SERIES	F1	150	1800	Box



■ Outline Dimensions



Dim	AK6		note
	mm	mm	
	Min	Max	
A	--	14.5	
B	--	12.7	
C	1.2	1.32	
D	6.5	7.5	
E	23.43	24.87	
F	1.8	4	
G	4.4	7.4	AK6058C
	4.4	7.4	AK6066C
	5.25	8.25	AK6076C
	7	10	AK6170C
	7.8	10.8	AK6190C
	8.65	11.65	AK6240C
	12	15	AK6380C
	13	16	AK6430C



AK6 Series

Disclaimer

The information presented in this document is for reference only. Yangzhou Yangjie Electronic Technology Co., Ltd. reserves the right to make changes without notice for the specification of the products displayed herein to improve reliability, function or design or otherwise.

The product listed herein is designed to be used with ordinary electronic equipment or devices, and not designed to be used with equipment or devices which require high level of reliability and the malfunction of which would directly endanger human life (such as medical instruments, transportation equipment, aerospace machinery, nuclear-reactor controllers, fuel controllers and other safety devices), Yangjie or anyone on its behalf, assumes no responsibility or liability for any damages resulting from such improper use of sale.

This publication supersedes & replaces all information previously supplied. For additional information, please visit our website [http:// www.21yangjie.com](http://www.21yangjie.com) , or consult your nearest Yangjie's sales office for further assistance.